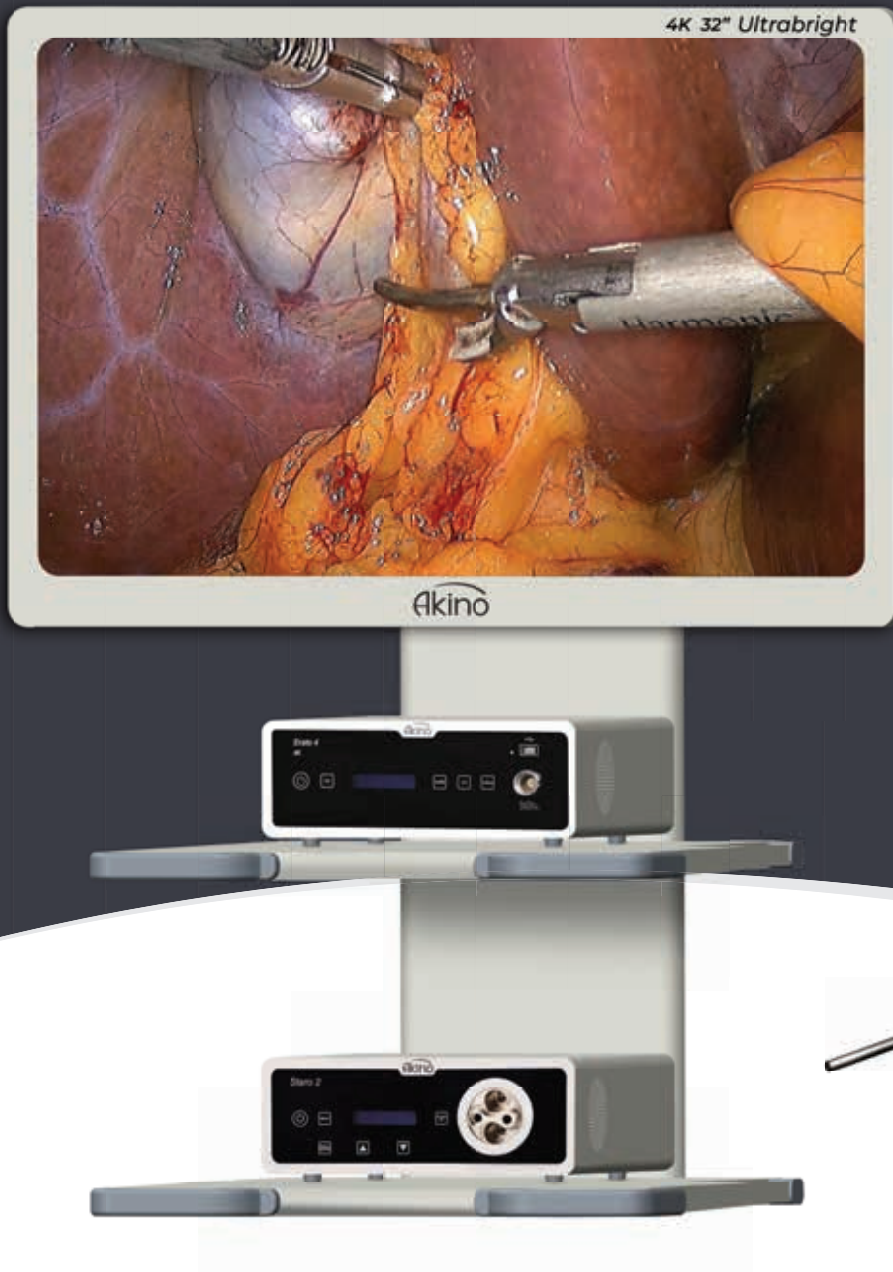


4K

Akino
Surgery Simplified
Japan • Singapore




ERATO 4



JAPANESE TECHNOLOGY

Akino Medical Pte Ltd manufactures innovative Endoscopy vision Systems covering all technology platforms right from 2 MP vision to 12 MP 3D cameras to cover requirements of simple to very advanced Endoscopic surgeries.



Akino visualisation systems are designed in Japan. Critical electronic boards are made in Japan & finally assembled in its Singapore factory. Singapore is strategically chosen as factory location due to its proximity to Asia pacific, Middle East and European markets. Akino strengths lie in developing latest vision systems that uses Integrated CMOS platform, more advanced than older generation CMOS.



INTEGRATED CMOS

AKINO CAMERAS ARE BASED ON INTEGRATED CMOS PLATFORM THAT HAS IMPROVED LAST GENERATION CMOS TECHNOLOGY THROUGH ALGORITHMS & SOFTWARES DEVELOPED IN ITS OWN R & D DEPARTMENT

Erato 4K Console



**4K RESOLUTION - 3840X2160P
AT 60 FRAMES PER SECOND
INTEGRATED CMOS PLATFORM** +

**HDMI 2.0 - 4K OUTPUT
HDMI 2.0 CAN TRANSFER IMAGE AT 18 GBPS** +

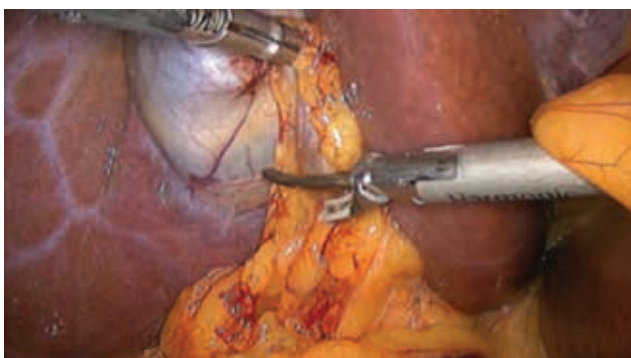
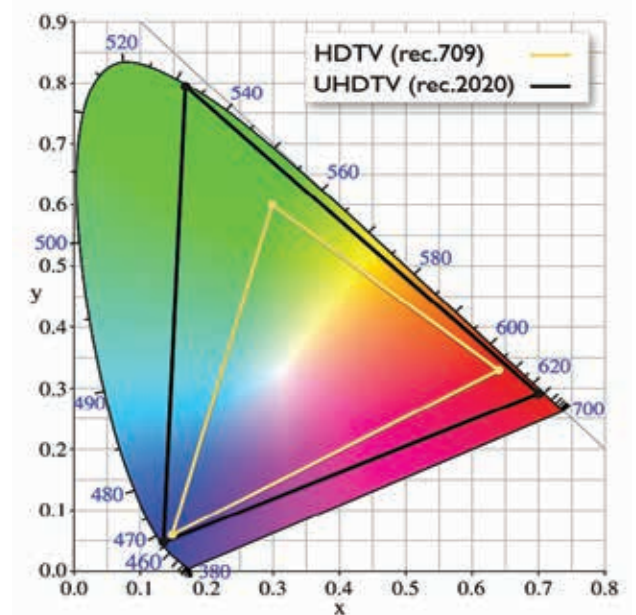
**ADDITIONAL SIMULTANEOUS
3G SDI - FULL HD OUTPUT
OT INTEGRATION FRIENDLY** +

**ETHERNET OUTPUT FOR NETWORK
TRANSFER** +

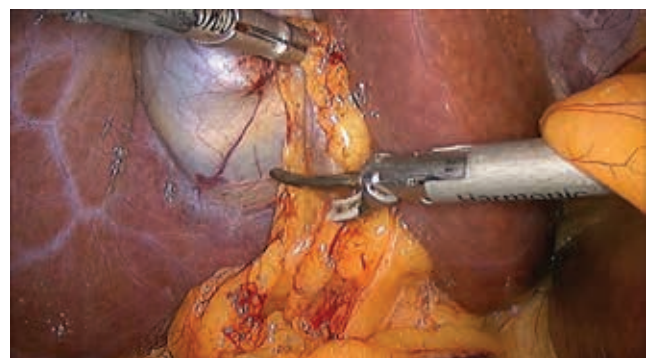
ADDITIONAL FEATURES

- + Dual Vimage mode for malignant tissue detection
- + Hi res mode for unbelievable clarity
- + Built in FHD recording
- + Better colour rendition due to *BT. 2020 compliance
(*BT.2020 is set of Specifications Covering various aspects of video broad casting which the International Telecommunication union recommends as Standard For UHD Projections.)

4K as per BT : 2020



High Res OFF



High Res ON

Erato 4 Camera Head

OPTICAL ZOOM



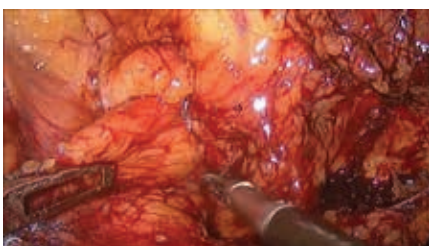
“**4K** Integrated **CMOS** Platform that enables you Fiber by Fiber Dissection With Minimized Bleeding”.

4 BUTTONS ON HEAD FOR 8 FUNCTIONS - MORE USER FRIENDLY +

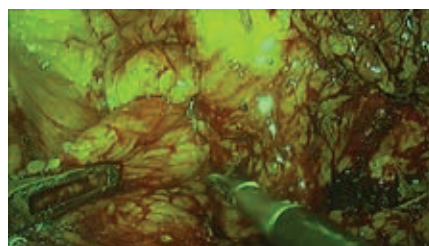
BOTH OPTICAL & DIGITAL ZOOM +

LIGHT WEIGHT ERGONOMIC HEAD +

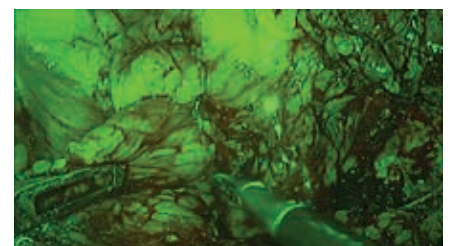
MENU FOR PERSONALISED SETTINGS +



Vimage off



Vimage 1



Vimage 2

4K MEDICAL GRADE MONITORS

55" & 32" 4K Monitor



3840X2160P INPUT +

BT. 2020 COMPATIBLE FOR BETTER COLOUR
ACCURACY NEARER TO HUMAN EYES +

MULTIMODALITY QUADVIEW POP THROUGH
4 DIFFERENT INPUTS +

ADDITIONAL FEATURES

- + Available in 32" & 55" monitors
- + PIP modes
- + Input - 4K HDMI, 3G SDI, DVI - D, Display port
- + Advanced image processing algorithms
- + Support high dynamic range
- + Picture in picture & Picture by picture

| SIZE | 32" | 55" |
|-----------------------|-----------------------------|--------------------------|
| Display Technology | TFT/IPS+Glass | TFT/IPS |
| Colour Gammut | BT 2020 | BT 2020 |
| Contrast ratio | 1300:1 | 1100:1 |
| Resolution 4K | 3840 X 2160 | 3840 X 2160 |
| 4K Inputs | 1 x DP 1.2, 1 x HDMI 2.0 | 1 x DP 1.1, 2 x HDMI 2.0 |
| Full HD inputs | 1 x DP, 1 x 3G SDI, 1 x DVI | 1 x 3G SDI, 1 x DVI |
| Output format | 1 x DVI, 1 x 3G SDI | 1 x DVI, 1 x 3G SDI |
| PIP / PBP | PIP / PBP | PIP / PBP |
| Image rotation & flip | Available | Available |
| Dimensions (WxHxD) | 883X599X200 mm | 1259X733X87 mm |
| Certification | CE, UL-US, BIS | CE, UL-US, BIS |
| Weight | 13.5 kg | 24 kg |
| Art no : | M04K.3232 | M04K.5555 |

4K Camera Compatible

UHD Laparoscopes



ADDITIONAL FEATURES

- ✦ Highest optical resolution to match 4K camera
- ✦ Triple tube design, laser welded joints, sapphire tips
- ✦ Excellent clarity even at the corners of big screen 4K monitors
- ✦ Available in 0°, 30° & 45° direction of view

4K (UHD) Sinusscopes



ADDITIONAL FEATURES

- ✦ Multicoated optical system
- ✦ High Magnification UHD optics
- ✦ High contrast image even at periphery
- ✦ Laser welded joints for longer life
- ✦ Sapphire tips for scratch resistance
- ✦ Available in 0°, 30° & 45° direction of view
- ✦ Wide angle view
- ✦ Glass cone for optimised illumination

HD Hysteroscopes / Cystoscopes - 4mm, 2.9mm



ADDITIONAL FEATURES

- ✦ HM HD optics
- ✦ Laser welded joints
- ✦ Sapphire tip for long life
- ✦ High transmission ratio for uniform brightness
- ✦ Glass cone for optimised illumination

Staro 2



ADDITIONAL FEATURES

- ✦ LED light source with fused F.O. cable
- ✦ High number of pixels on cameras require more light from light source to give optimum 4K image
- ✦ Staro 2 LED light source gives intensity higher than 300w Xenon bulb & generate substantial less heat
- ✦ Equipped with FOC sensor, thermal cut off
- ✦ Colour temperature - Just right to match Akino 4K Camera & Monitors
- ✦ Rotating turret adds to the flexibility to adapt different makes of cable
- ✦ Unique small scope mode which reduces heating of Endoscopes - Ideal for Sinuscopy & Arthroscopy

Medical Grade HD Recorder



ADDITIONAL FEATURES

- ✦ Full HD recording
- ✦ Internal HDD - 500 GB
- ✦ Network transfer of images
- ✦ Additional USB capture
- ✦ Built in LCD monitor
- ✦ Patient data entry & search



Akino Medical Pte Ltd

www.akinomedical.com

JAPAN: 

Level 9 Ariake Frontier Building,
Tower B 3-7-26 Ariake, Koto-ku,
Tokyo 135-0063, Japan
Tel: +81 35530 8429
Email: info.jp@akinomedical.com

SINGAPORE: 

362, Uppar Paya Lebar Road,
#04-09, Da Jin Factory building,
Singapore - 534963
Tel: +65 68087810
Email: info.sg@akinomedical.com

AKINO NEAREST REPRESENTATIVE